

Inland Fisheries Service

2021-22 Compliance Annual Report



Period 1 July 2021 – 30 June 2022

Table of Contents

1. Resources.....	3
2. Key Performance Indicators	3
3. Public Meetings Attended.....	4
4. Breakdown – Court Convictions.....	5
5. Breakdown – Total Offences Detected	6
6. Breakdown – Infringement Offences (Inland Fisheries - Fishing).....	7
7. Breakdown – Infringement Offences (Inland Fisheries - Whitebait)	8
8. Breakdown – Infringement Offences (Boating Safety)	9

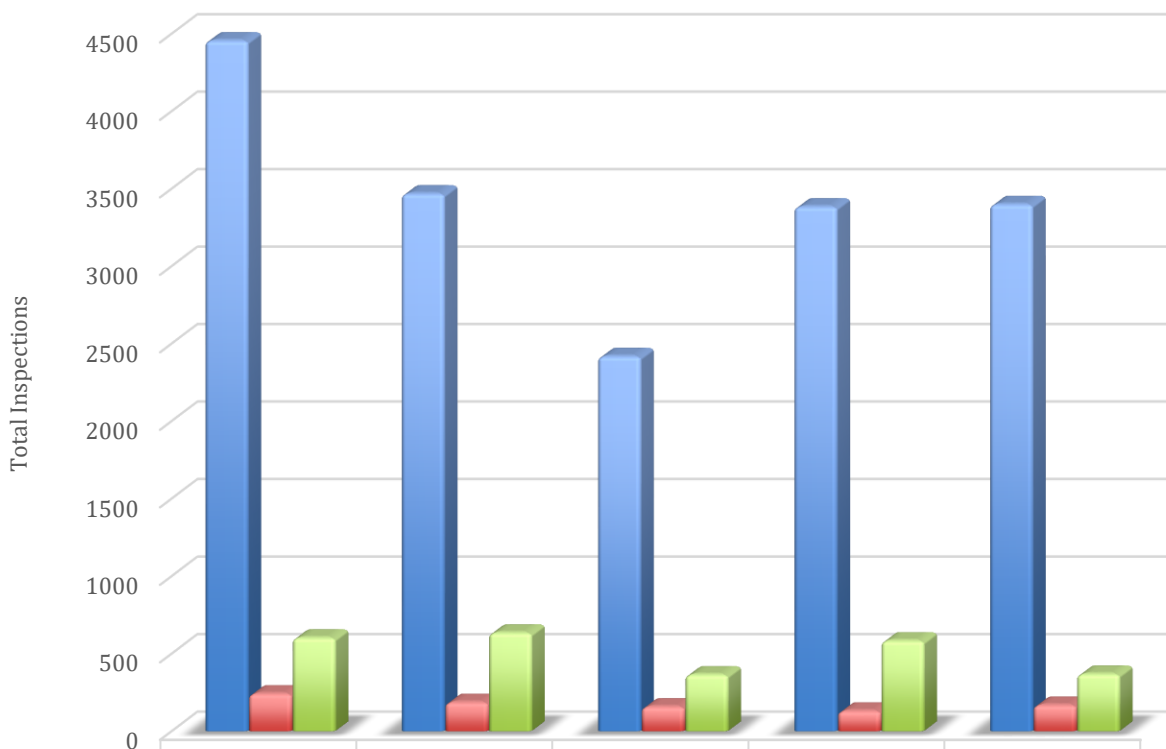
1. Resources

Two full-time and eight part-time Officers authorised under the *Inland Fisheries Act 1995* (the Act) delivered fisheries compliance for the year. This included enforcement activities, investigations, and prosecutions, as well as education/awareness and public relations activities. Fisheries Officers enforce a wide range of regulations under the Act and conduct angler creel surveys to help with fisheries assessments. The Compliance Operational Plan guides activities. We work closely with other State agencies such as Tasmania Police, Tasmania Parks and Wildlife Service (PWVS) and Marine and Safety Tasmania (MAST) to patrol remote areas and to detect, and respond to, illegal activity.

2. Key Performance Indicators

Inspection type	Total in 2021-22
Angling creel	3 398
Whitebait fishing	168
Boating safety	368

Key Performance Indicators Comparison by Year



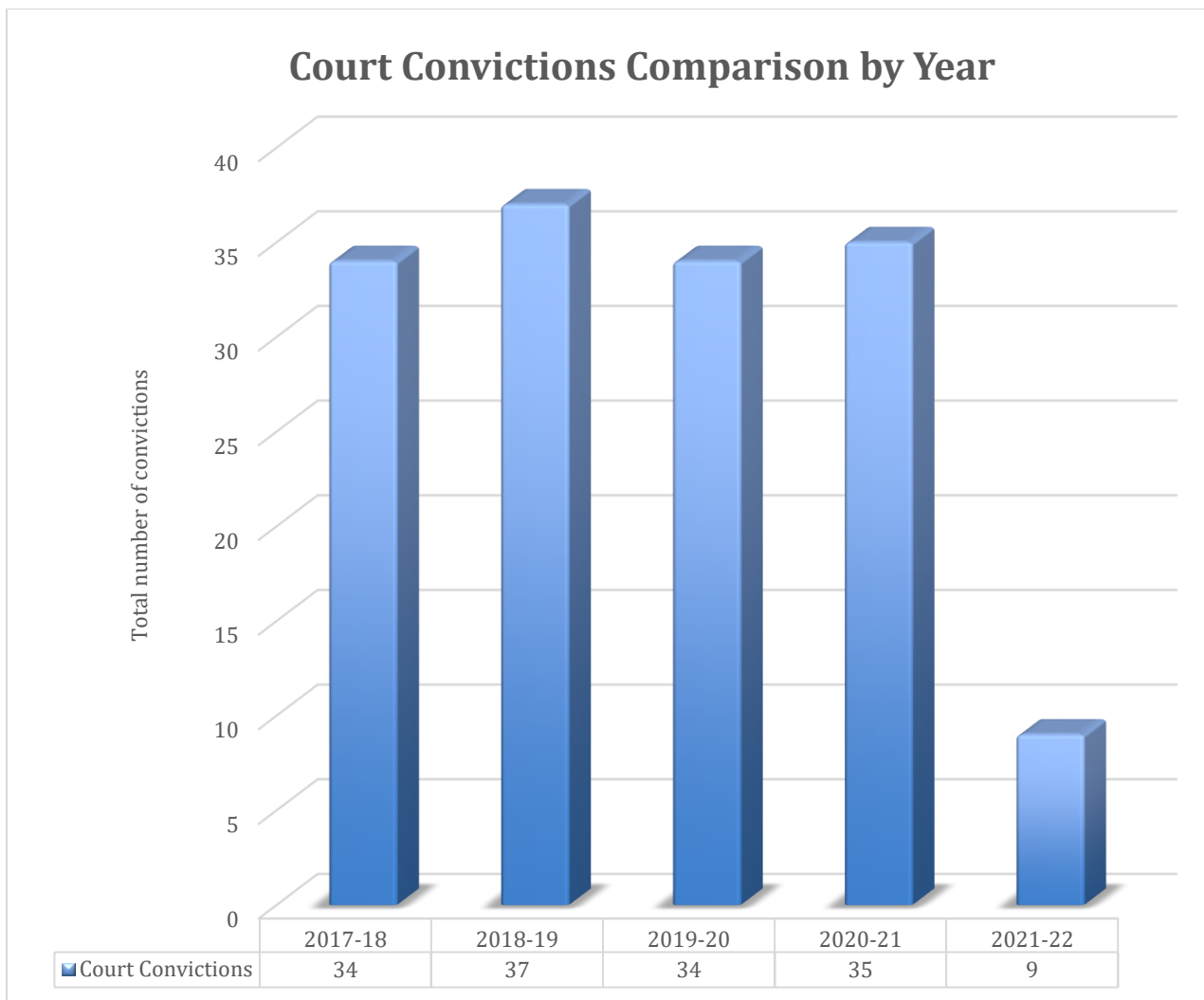
Angling creel	4455	3467	2417	3383	3398
Whitebait fishing	241	186	157	130	168
Boating Safety	602	634	364	583	368

3. Public Meetings Attended

Date	Organisation
3 July 2021	North-West Fisheries Association
25 July 2021	Anglers Alliance Tasmania
31 July 2021	North-West Fisheries Association
12 August 2021	Devonport Anglers
12 September 2021	Devonport Anglers – Junior Open Day
9 March 2022	Corra Linn Fly Fishing Club
13 April 2022	Ulverstone Angling Club
5 May 2022	Launceston Angling Club
26 May 2022	Devonport Fly Fishing Club
1 June 2022	Tasmanian Fly Fishers Club
6 June 2022	Penguin Angling Club
18 June 2022	Westbury Angling Club

4. Breakdown - Court Convictions

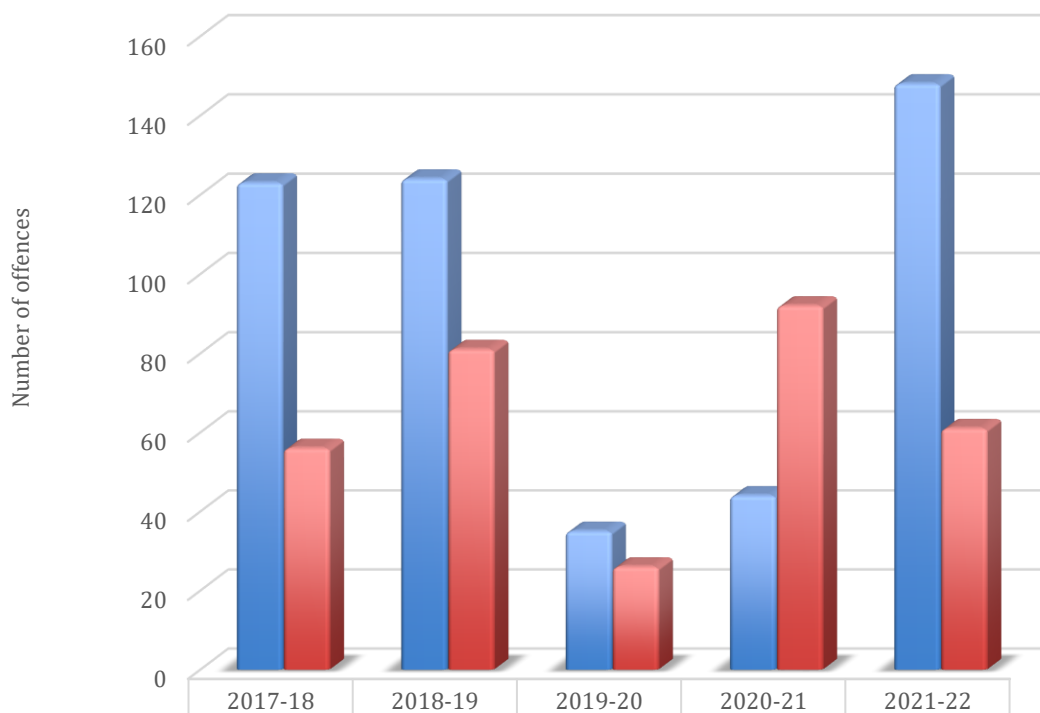
Prosecution offences (Magistrates Court)	Number
Possess net other than landing net or seine net at inland waters	2
Use net other than landing net or seine net at inland waters	1
Take > 10kg whitebait in a season	1
Take whitebait without a whitebait licence	1
Possess whitebait without a whitebait licence	2
Fail to comply with Ministerial order under the <i>Inland Fisheries Act 1995</i> relating to the taking of whitebait	2
Total	9



5. Breakdown – Total Offences Detected

Type	Defendants		Offences		Value	
	No.	% of Total	No.	% of Total	\$	% of Total
Court Convictions	4	2.5	9	4.1	6 317	8.7
Infringement Notices Fisheries	67	41.4	116	53.2	43 591	60.4
Infringement Notices Boat Safety	33	20.3	33	15.1	5 709	7.9
Conditional Cautions Fisheries	31	19.1	32	14.7	9 683	13.4
Conditional Cautions Boat Safety	27	16.7	28	12.9	6 920	9.6
Total	162	100	218	100	72 220	100

**Non Compliance Rate (number of offences)
Comparison by Year**



■ Fisheries Legislation
■ Boating Safety

6. Breakdown – Infringement Offences (Inland Fisheries - Fishing)

Offences	Infringement Notice Offence	Detection Rate (total/number of checks undertaken)	Infringement notice offences endorsed as Conditional Caution	Detection Rate (total/number of checks undertaken)
Taking acclimatised or indigenous fish without an angling licence	23	0.68	13	0.38
Possessing assembled rod, reel, and line without an angling licence	8	0.24	4	0.12
Not complying with Ministerial order about taking fish-closed water	1	0.03	5	0.15
Hinder officer			1	0.03
Using bottle jar, can or similar object to indicate movement in the rod and line			1	0.03
Fishing with more rods and lines than endorsed on licence	3	0.09	1	0.03
Taking fish with unattended set rod	2	0.06	1	0.03
Take more than 2 salmon > 500mm in defined waters			1	0.03
Take undersized fish	1	0.03	3	0.09
Use whole or part of fish as bait in artificial waters	1	0.03		
Fail to comply with conditions of a Commercial Freshwater Fishing Licence	1	N/A	1	N/A
Total	40	1.16	31	0.89

7. Breakdown – Infringement Offences (Inland Fisheries - Whitebait)

Offences	Infringement Notice Offence	Detection Rate (total/number of checks undertaken)	Infringement notice offences endorsed as Conditional Caution	Detection Rate (total/number of checks undertaken)
Not complying with Ministerial order about taking whitebait-closed water	12	7.14		
Take whitebait without a whitebait licence	13	7.74		
Possess whitebait without a whitebait licence	13	7.74		
Use non permitted net in inland waters	12	7.14		
Possess non permitted net in inland waters	12	7.14		
Use equipment likely to hinder free passage of fish	12	7.14		
Place equipment likely to hinder free passage of fish	2	1.19		
Total	76	45.23*	0	0

*The 2021-22 Detection Rate is abnormally high, due to a substantial poaching operation being detected and disrupted in the northeast of the State.

8. Breakdown – Infringement Offences (Boating Safety)

Offences	Infringement Notice Offence	Detection Rate (total/number of checks undertaken)	Infringement notice offences endorsed as Conditional Caution	Detection Rate (total/number of checks undertaken)
Fail to wear PFD on vessel under six meters while underway	32	8.69	3	0.82
Fail to wear PFD on PWC while underway	1	0.27		
Master of vessel fail to ensure person under 16 years PFD			1	0.27
Fail to maintain PFD to manufacturers specifications			4	1.09
Exceed five knot speed limit in restricted area			3	0.82
Fail to carry minimum safety equipment			14	3.80
Fail to maintain safety equipment in good order			1	0.27
Fail to display registration number			2	0.54
Obstruct boat ramp			1	0.27
Total	33	8.96	29	7.88