








Angling Regulations:

To fish in any open public inland water in Tasmania you must hold a current Inland Angling Licence unless you are under 14 years of age. A summary of the regulations are contained within the Tasmanian Inland Recreational Fishing Code.

Species	Minimum size	Daily Bag limit
Brown trout, Rainbow trout	220 mm	12*

* Total daily bag limit of 12 fish is for all species combined

Method	Season
 Weir 1 upstream to Saundridge Road  Fly fishing  Artificial lures	From the first Saturday in August to the Sunday nearest the 30th April.
 Weir 2 & 3  Fly fishing  Artificial lures  Bait fishing	

Anglers are reminded that:

- Taking fish from a moving boat powered by electric motor or manual labour is permitted on weirs 1 & 3
- Petrol motors can be used to traverse weirs 1 & 3
- Boating is prohibited on weir 2
- Fishing from a boat within 100 metres from an angler fishing from the shore is prohibited unless the boat is securely moored.

Visitors are reminded:

Hydro Tasmania manages Brumbys Creek in collaboration with Inland Fisheries Service, Department of Primary Industries and Water and Anglers Alliance Tasmania.



Copies of this brochure and other angling information is available at:
www.ifs.tas.gov.au

Inland Fisheries Service Access

The IFS has negotiated access for anglers across private and public land. Foot access for anglers has been provided by the goodwill of landowners and is a privilege not a right. In locations where access signs are displayed you are free to access the water without asking permission however in other locations you may need to ask permission first (Check the description details on the map).

Please respect private property and abide by the access rules and code of conduct to ensure the continued use of these areas.

Access Rules

Please ensure your behaviour doesn't jeopardise the goodwill of landowners by following the simple rules below:

- Park vehicles away from tracks and gates.
- Do not litter.
- Leave gates as you find them.
- Stay within the river margins.
- Do not stray into paddocks with stock.
- Avoid disturbing stock or trampling crops.
- Walk along fence lines where possible.
- Do not climb on gates or fences use stiles.
- Respect private land. If in doubt ask permission.
- Shooting is prohibited.
- Do not light fires.
- No dogs allowed.

Tasmanian Inland Angling Licence

To fish in an inland water you must hold a current Inland Angling Licence and fish with a rod, reel and line during the angling season that applies to that water. You may purchase an Angling Licence from an authorised agent, Service Tasmania shops or on-line at www.ifs.tas.gov.au. You will be able to access a copy of the Tasmanian Inland Recreational Fishing Code which provides an overview of angling regulations at the place of purchase.




Tasmania
Explore the possibilities



Brumbys Creek Anglers Access

REGION: NORTH



CONTACT DETAILS

17 Back River Road,
New Norfolk, 7140
Ph: 1300 INFISH
www.ifs.tas.gov.au



Inland Fisheries Service

Code of Conduct

- Be aware of and comply with fishing regulations
- Respect the rights of other anglers and users
- Protect the environment
- Carefully return undersized, protected or unwanted catch back to the water
- Fish species and other organisms must not be relocated or transferred into other water bodies

Protect Our Waters

Recreational fishers have a responsibility to look after fisheries resources for the benefit of the environment and future generations of fishers

- **Didymo**, commonly called Rock Snot is a freshwater alga that is widespread in the Northern Hemisphere and has recently invaded a number of waterways in the South Island of New Zealand. **Didymo** is causing major concern for fishery managers and anglers and poses a significant threat in Tasmania because of the potential transfer from New Zealand via fishing equipment used in Didymo infested water. If you are visiting from, or returning from an angling holiday in New Zealand please **Check, Clean and Dry** your fishing equipment.
- Report any catches or observations of unusual fish to the IFS. Fish known to be present in Brumbys Creek are tench, redfin perch, brown trout, rainbow trout and short finned eel.

Please observe warning signs and be aware of strong currents and deep water.



STRONG
CURRENTS



DEEP
WATER

BRUMBYS CREEK GENERAL INFORMATION

Background

In the early 1960's three low profile weirs were constructed on Brumbys Creek to buffer the large flows resulting from the release of water from the nearby Poatina power station. Large fluctuations in water level occur over short periods depending on release of water for power generation. Latest information on predicted water flows can be obtained from www.hydro.com.au/water/river-levels. The weirs are very popular throughout the angling season and provide excellent fishing for predominantly brown trout with the occasional rainbow being present.

Fishery Management

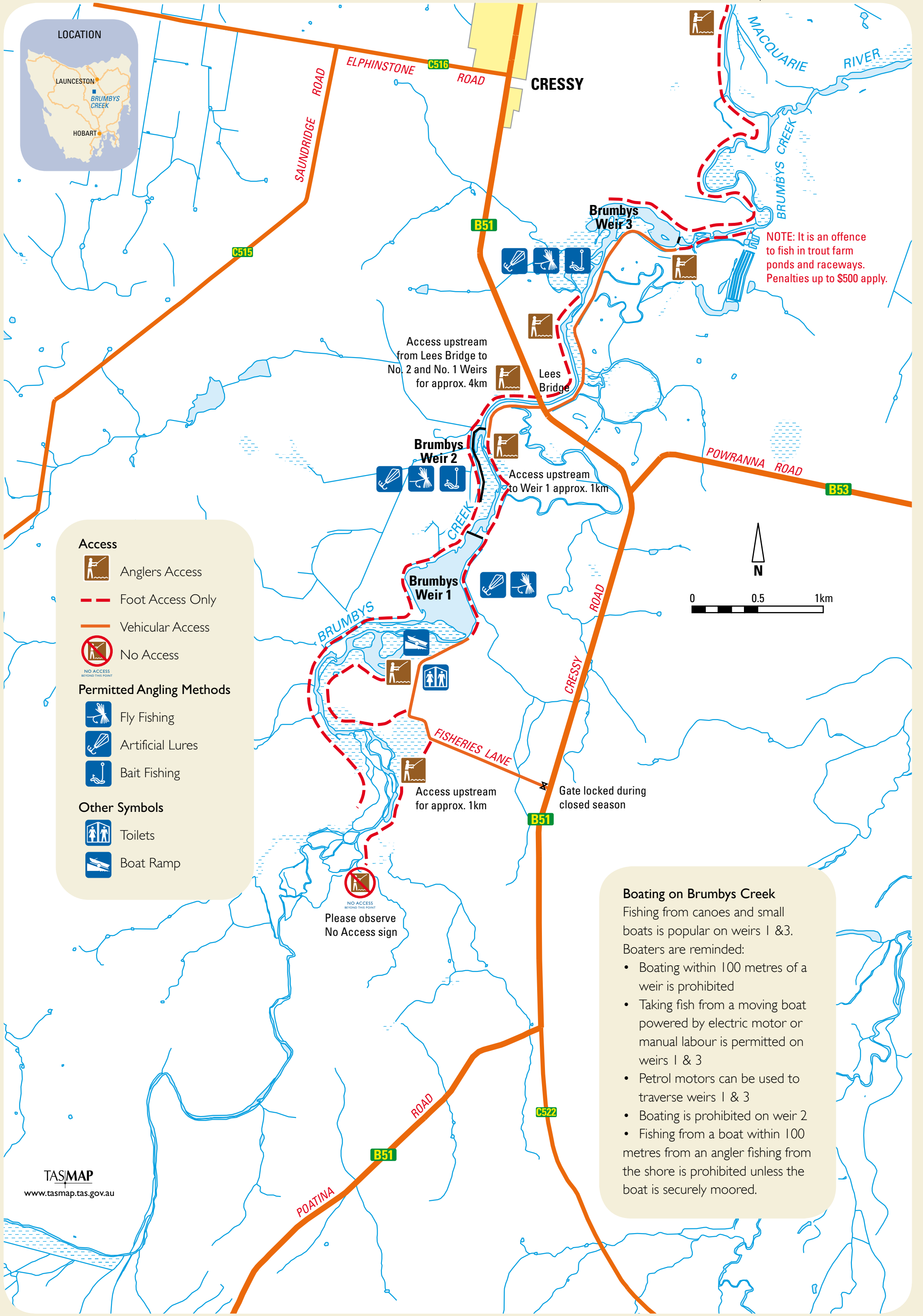
Brumbys Creek is managed as a wild brown trout fishery.

Best Fishing

Weir 1 provides the pick of the fly-fishing. The relatively open shoreline gives access to the weedy margins where fish can be found fossicking early in the season or as the weather warms up, rising to various aquatic insects as they hatch. Lure fishing is also practised although often limited by thick weed growth.

Weir 2 provides opportunities for both lure fishing and fly fishing in generally faster flowing water.

Weir 3 is preferred by lure anglers with the lower section of the weir being more open and conducive to this method. During periods of high flow the turbulent water at the base of the weirs are good areas to target.



NOTE: It is an offence to fish in trout farm ponds and raceways. Penalties up to \$500 apply.

Access upstream from Lees Bridge to No. 2 and No. 1 Weirs for approx. 4km

Access upstream to Weir 1 approx. 1km

Access upstream for approx. 1km

Gate locked during closed season

Please observe No Access sign

Access

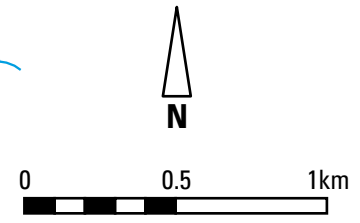
- Anglers Access
- Foot Access Only
- Vehicular Access
- No Access

Permitted Angling Methods

- Fly Fishing
- Artificial Lures
- Bait Fishing

Other Symbols

- Toilets
- Boat Ramp



Boating on Brumbys Creek
 Fishing from canoes and small boats is popular on weirs 1 & 3. Boaters are reminded:

- Boating within 100 metres of a weir is prohibited
- Taking fish from a moving boat powered by electric motor or manual labour is permitted on weirs 1 & 3
- Petrol motors can be used to traverse weirs 1 & 3
- Boating is prohibited on weir 2
- Fishing from a boat within 100 metres from an angler fishing from the shore is prohibited unless the boat is securely moored.